

Unigate Toefl/Gre/Gmat/Sat vocabulary

Version 2.5

CONTENTS

How to use this document.....	1
Introduction to Unigate.....	2
Installation for Pocket PC	2
Introduction of functions.....	3
Word search	3
Make a new test	3
Edit / Add new word	3
Hangman game.....	3
Switch from/to TOEFL to/from GRE	3
Tools menu.....	4
How to purchase and register Unigate	5

How the manual is Organized

The manual guide consists of detailed information about components of the product, functions, instruction of purchase and support.

Symbol	Descriptions
▣ Text	This is Special Notes session
◇ Text	This is menu item

Introduction to Unigate Vocabulary Builder

With the launch of WM 2005 and comments of Unigate users, we have been working urgently to release Unigate 2.5 based on fundamental functions of the 2.2 version, including many improvements such as:

- Supports Windows Mobile 2005
- Updated word-list now: 6244 words in GRE and 6333 words in TOEFL
- Supports Hangman and Matching game
- Supports history and favorites
- Shows statistics of the test and report for Hangman game.
- Support pronunciation transcript for all words.

Installation for Pocket PC

The required condition: **1.2 MB** of free space for full version.

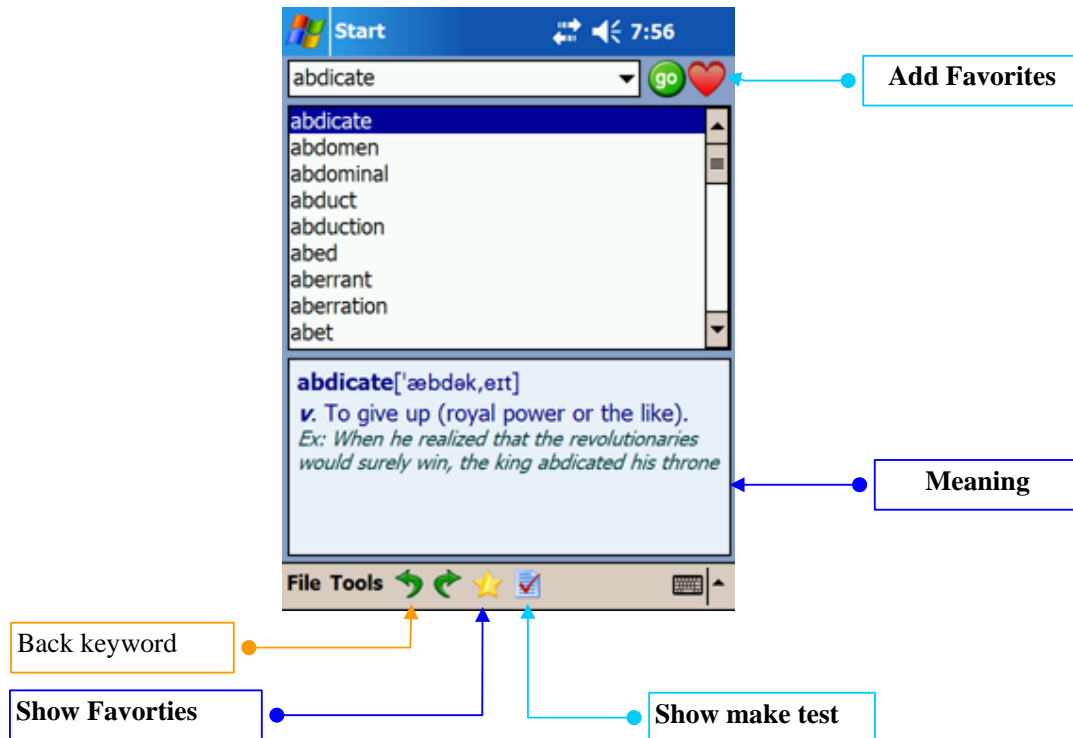
1. Unzip downloaded file to a folder with a zip tool. The popular unzip program is **WinZip** available at www.winzip.com , if you don't have one.
2. Run setup and follow instructions
3. After finished, go to **Start Menu>>Program**, you will see symbols of

Unigate 


We recommend storing in the Storage Card when the installation asks to select **Main memory** or **Storage Card**.

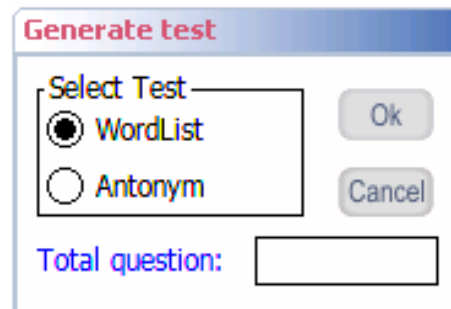
Instruction of functions

Main Screen of Unigate:



Word searching: To search a word, you are just to type it in the textbox and tap onto word on the wordlist then you will see the meaning

Make a new test: to create a new test, tap on the icon:  then you will have to choose test from **Word-list** or **Antonym** and choose the **Total of questions** you want to test as the beside picture.



Switch from/to TOEFL to/from GRE: If you've got both TOEFL and GRE database then you can use this function. Unigate can open both databases.

Menu Tools includes function as followings:

- ◆ Add new word Allows to add new word to the word-list

- ◆ Remove word To delete a word from the word-list

- ◆ Edit meaning To modify meaning of the current entry

How to buy and register Unigate

You can purchase **Unigate** at:

1. www.ppclink.com
2. Handango.com
3. Pocketgear.com

In these addresses, we have a same price. Anyway, the price will be a pretty alternative sometimes in each address due to sales promotion.

▣ If you purchase direct from our website at [ppclink.com](http://www.ppclink.com), you will receive an account by which you would download upgrade versions, submit questions or get our direct support as well.

▣ When you purchase direct from our website, you will get an account by which you can login our website at: <http://www.ppclink.com> to download **full version**.

After successfully enter registration, write the name and number down and keep it in a safe place. You will need the registration key if you are going to reinstall the software in a new device or after your device is hard-reset. . You can get support information or frequently asked questions at: product's FAQ

If you have any issues, please contact us at:

PPCLINK Support support@ppclink.com
 License license@ppclink.com
 Online support <http://www.ppclink.com/?ppclink=member>

▣ If you purchase at **Handango** or **PocketGear**, you will receive serial and support from them as well. If you get trouble with these site, please contact:

Handango Online form: <http://www.handango.com/CSSupport.jsp>
 Support email: support@handango.com

Pocketgear: Online form: <http://www.pocketgear.com/contact.asp>
Support email: support@pocketgear.com