

**Fast Sudoku – The game of centuries**  
Version 1.2

---

**CONTENTS**



---

1. Organization of the manual .....	2
2. Introduction of Fast Sudoku .....	2
3. Installation and Uninstallation .....	2-3
4. Main screen and the rule .....	3-4
5. Menu Tools .....	5-7
Games .....	5
New .....	5
Create .....	5
Load .....	5
Save .....	5
Hints .....	5
Wrong values .....	5
Possible values .....	5
Duplicate region .....	5
Duplicate row/column .....	5
Solve one cell .....	5
Solve game .....	5
Tools .....	6
Check game .....	6
Clear game .....	6
Clear draft .....	6
Skins .....	6
Sounds .....	6
Statistics .....	6
About .....	7
6. How to purchase and register Fast Sudoku .....	8

## How the manual is organized

---

This manual guide provides detailed information about the different components of the product, its functions as well as instruction of purchase and support.

Symbol	Descriptions
 Text	Special Notes session
 Text	Menu item
[Word Entry]	Text-box or List-box
<Tools>	Menu Tools

## Introduction of Fast Sudoku

Fast Sudoku is now available on your pocket pc with friendly interface, smart and convenient features. No math request! From the young to the old, all can enjoy it at any time. The rule is easy to learn. You solve the puzzle with pure reason and logic. That's why many teachers recommend Sudoku as an exercise to train your mind. Let's your brain tease with numbers!

Fast Sudoku has the following specifications and features:

- Endless Supply – thousands unique Sudoku puzzles
- 5 Levels of Difficulty - Easy, Medium, Hard, Expert and Super Expert
- Multi players through wireless network
- Customizable Skins and Sounds
- Convenient Load and Save Puzzles
- Automatic Played Time & Date Record
- Private Sudoku Creation
- Hall of Fame for Personal Highest Scores
- Auto-Checking
- Smart Hints

## Installation for Pocket PC

---


Requirements: The product needs **2 MB** of free space. You need to have MS Active Sync Software on your device and make sure your device is being connected with Desktop PC.

1. Unzip downloaded file to a folder with a zip tool. The popular unzip program **WinZip** is available at [www.winzip.com](http://www.winzip.com)
2. Run setup and follow instructions

3. When finished, go to **Start Menu >> Program**, here you will see the symbols of **Fast Sudoku**

We recommend storing in the Storage Card when the installation asks to select **Main memory** or **Storage Card**.

---

 You can copy the CAB file to your device and run the CAB file directly but it will automatically install the software to the main memory.

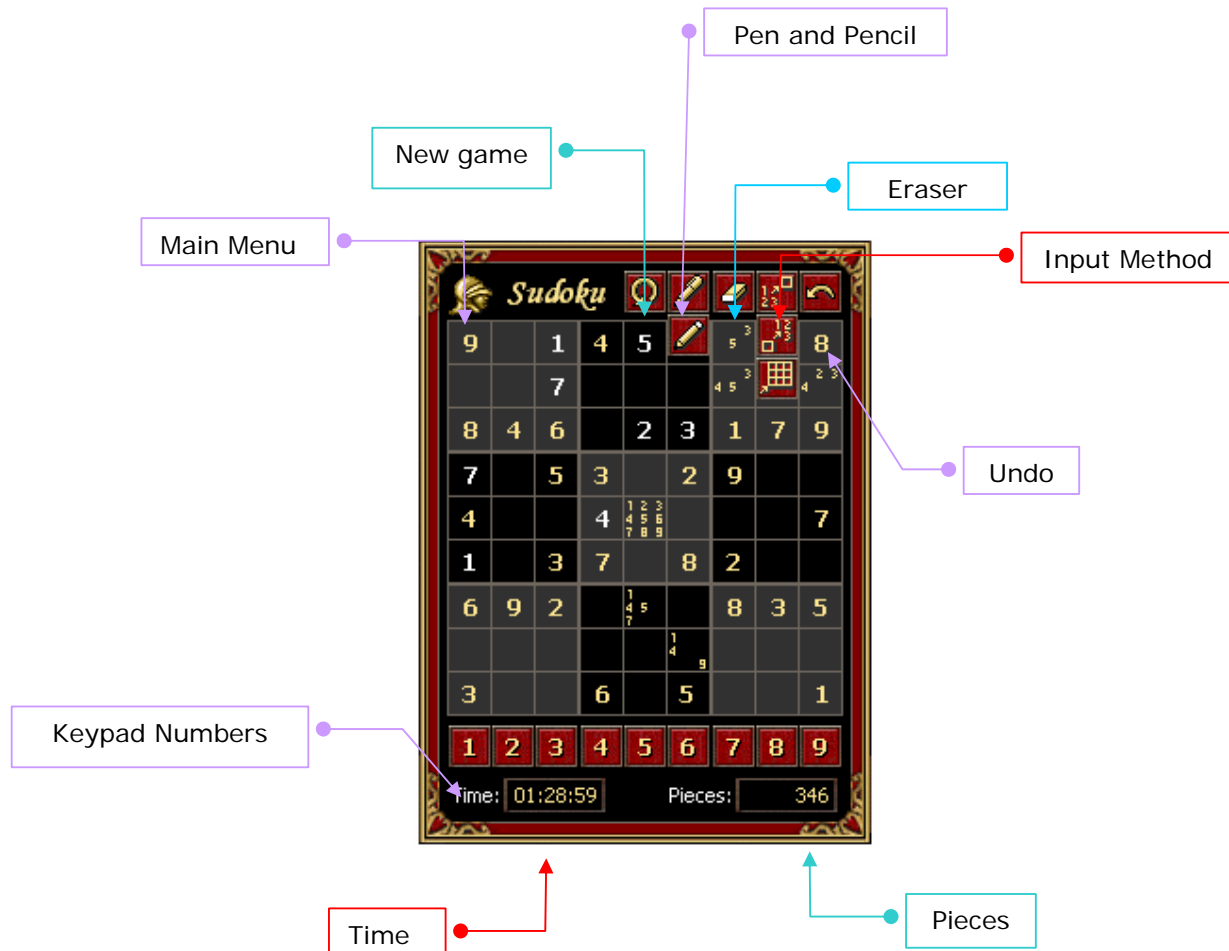
---

## Uninstallation




To remove the product from your Pocket PC:

1. Go to **Start menu >> Settings**
2. Open **System** and tap on **Remove Programs**
3. Select **Fast Sudoku – The game of centuries** from the list and tap on the **Remove** button
4. Choose **“Yes”** to confirm removal

## Main Screen



Components	Description
Main Menu	Tap on the button to open menu options
New game	Tap on the button to generate a new completely game.
Pen and Pencil	Tap on the pen button to enter draft values. Tap on the pencil button to enter reliable values.
Eraser	Tap the button to delete draft or filled number.
Input Method	First button to choose numbers then choose grid. Second button to choose grid then choose numbers. Third button to enter directly numbers.
Undo	Tap the button to undo the last action.
Time	To watch how much time the puzzle takes.
Keypad numbers	Tap the button to select number to enter
Pieces	Quantity of moves in a sudoku puzzle.

- To erase draft numbers in the first input method  , please tap on eraser > choose number want to delete from keypad > tap on it in grid.
- To erase draft numbers in the second one  , please choose number from keypad > choose grid has it > tap on eraser > tap back to that grid.
- With the third one  , you tap on eraser and choose position of number to delete directly.

**The Rule:** The rule of Sudoku is simple.

Fill in the grid so that

- every row,
- every column, and
- every 3 x 3 box

contains digits from 1 to 9 without repeat or omission. Each puzzle has a logical and unique solution.







**Main Menu:**

Tap on Main menu button, it will show the features as you can see in the picture below.


**1. Game**

Tap on Main Menu >> Game.



Components	Description
New 	5 levels from easy grade to very hard grade. You can play a random, unique, original Sudoku puzzle.
Create 	Create a new game as you like to play. After tapping the button, it will show a 9x9 blank box for you to enter numbers.
Load 	Choose one game to display from saved files.
Save 	To save an uncompleted Sudoku puzzle whether before, during or after solving; You can save and name maximally five games at the same time.

---

 Sudoku will generate thousands new puzzles which you will never meet again. The program has never been used-up!

---

**2. Hints**

The program knows the answer to any puzzle it creates. It will show you the solution if you ask for.






Hints are not encouraged, but if you're in blind-path, the program can give you one or several clues, and immediately you've got the light at the end of the tunnel!

Tap on Main Menu >> Hints



Components	Description
Wrong values	It means that the program will let you know if your filled numbers are wrong or true by the wrong ones are marked as different color (usually in red).
Possible values	It will give you some suggestive values then you will choose one to fill.
Duplicate region	To color different boxes which have the same digits for gamer to be easy to play.
Duplicate row/column	To color different columns or rows which have the same digits/ (or same digits in different columns or rows are flagged with a distinguishing color).
Solve one cell	If you're desperate, clues are given – but only one cell at a time.
Solve game	Tap on it, the Sudoku puzzle will be solved in seconds Or you want to check a sudoku puzzle on magazine. Find the answer here!

### 3. Tools:



Components	Description
Check game	It will show a notice to let you know whether a current Sudoku puzzle can be solved or not at the moment.
Clear game 	To delete numbers which you have chosen.
Clear draft 	To delete draft-numbers.
Skins 	There are many skins in Sudoku for gamer to enjoy.
Sounds 	There are many sounds; you can choose to play in sound or silence.
Statistics 	To show a gamer's detail statistics from beginning to present.

---

 Please tap on  button to save the changes!



---

#### 4. Multiplay



As long as your pocket PC has wireless on, you can play great sudoku with your friends. The number of players is unlimited. The more you join, the more interesting the game becomes.

**Tap on Main Menu >> Multiplay**



Components	Description
Host 	This component allows you to create the game and select the level of difficulty to play, knowing how many players are included.
Join 	This function allows you to join in the game by entering the IP address of the Host.

---

 Please tap on  button to save the changes and make sure that your wireless is on

---


#### 5. About

You will receive a serial key to register the program after purchasing.

Please go to Main Menu >> About >> Fill the key >> Tap on "Register" button.

If not, you only use it for **14 days trial**.

---

 The Name on Sudoku's about box is not changeable, if you wish to change the owner name please go to **Start menu >> Settings >> Owner Information**

---

## How to buy and register Sudoku


---

Sudoku is a shareware product and it has free trial for 3 days. After that you will have to register if you want to play more.

To register the software, order the product from:

1. [www.ppclink.com](http://www.ppclink.com)
2. [www.pocketgear.com](http://www.pocketgear.com)
3. [www.handango.com](http://www.handango.com)

---

 From the above addresses, we offer the same standard price. However, the price can vary at times between the addresses due to sale promotions.

---

\* If you purchase directly from our websites at [www.ppclink.com](http://www.ppclink.com) or [www.deltago.com](http://www.deltago.com), you will receive an account by which you can download upgraded versions, submit questions as well as get access to our direct support. After purchasing, you will receive an email from **2CheckOut** and we will send you account information you should use to login to our website: <http://www.ppclink.com/?ppclink=member> to get the Serial Key. In case this is lost, you can re-login and receive a new one.

\* If you purchase from Pocketgear, please send your **Receipt** and **Pocket Pc Owner Name** to [license@ppclink.com](mailto:license@ppclink.com) then we will send you the key.

After receiving the registration key, unlock the product:

1. Go to **Start menu >> Programs** then tap on Sudoku icon to start
2. Go to Menu **Tools >> About**
3. Enter the key and tap on Register button

After successfully completing registration, please write down the name and number and store in a safe place. You will need the registration key if you are going to reinstall the software in a new device or incase your device is hard-reset. You can obtain support information or answers to frequently asked questions at:

<http://www.ppclink.com/?ppclink=product&do=view&id=46>

If you have any further questions, please do not hesitate to contact us at:

<b>PPCLINK Support</b>	<a href="mailto:support@ppclink.com">support@ppclink.com</a>
<b>License</b>	<a href="mailto:license@ppclink.com">license@ppclink.com</a>
<b>Online support</b>	<a href="http://www.ppclink.com/?ppclink=member">http://www.ppclink.com/?ppclink=member</a>

☐ If you purchase at Handango or PocketGear, you will receive serial and support from them as well. If you experience any trouble with this, please contact:

**Handango** Online form: <http://www.handango.com/CSSupport.jsp>  
Support email: [support@handango.com](mailto:support@handango.com)

**Pocketgear** Online form: <http://www.pocketgear.com/contact.asp>  
Support email: [support@pocketgear.com](mailto:support@pocketgear.com)